

CHECKLIST: COVID-19 DISINFECTING & SANITIZING



Identify


- Coronavirus lives longer on certain types of surfaces. Know which types of surfaces pose a higher risk for coronavirus contamination.

HIGH RISK: glass, steel, plastic, and ceramics

MEDIUM RISK: wood, cardboard, and paper

LOW RISK: copper, aluminum, and fabric

- Make a list of frequently-touched surfaces and common areas that need to be disinfected regularly.
 - Doorknobs and handles
 - Tables and countertops
 - Chairs and desks
 - Toilets, faucets, and sinks
 - Light switches
 - Elevator buttons
 - Phones, keyboards, and touchscreens



Prepare

- Use disinfectants that meet the EPA's criteria for use against COVID-19 (*check the list N tool*).

If not available, use one of these alternatives:

- 1/3 cup of bleach mixed with 1 gallon of water
- 70% alcohol solution

- Wear personal protective equipment (PPE) when cleaning and disinfecting.
 - Gloves
 - Face masks
 - Gowns, aprons, or work uniforms
 - Check the disinfectant label for additional PPE needs

- If someone has tested positive, close off all areas that person has been in contact with for at least 24 hours before starting.

- Open doors and windows for ventilation, especially when handling chemicals.

- Clean surfaces with soap and water prior to disinfecting.




Disinfect

- Read and follow the instructions on the disinfectant label.
 - Cover surfaces with the disinfectant solution as evenly and completely as possible.
 - Most disinfectant products require you to keep the surface wet for a specific amount of time before drying.

- When possible, launder soft surfaces such as carpets, rugs, and drapes on the warmest appropriate water settings and then dry them completely.

- Place wipeable covers on electronics such as keyboards and computers and clean them with alcohol-based wipes or sprays with 70% alcohol.



Maintain

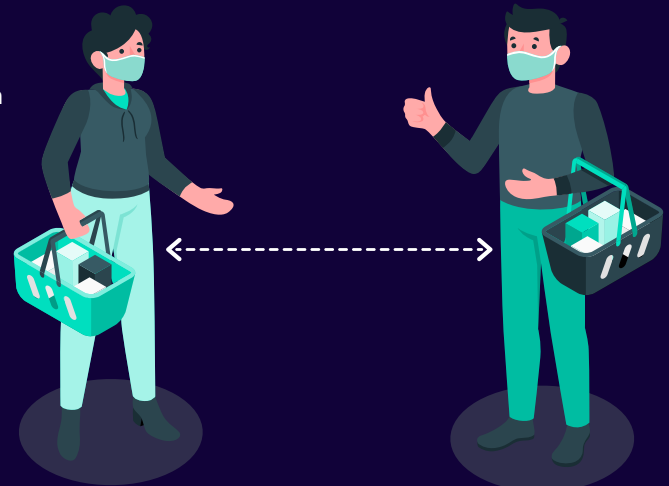
- Establish a regular schedule for disinfecting and sanitizing.
 - Frequently-touched surfaces, such as door handles, light switches, and faucets, should be disinfected at least daily.
 - More frequent cleaning and disinfection may be required based on the level of use.

- HVAC recommendations:
 - Use air filters with a MERV 13 rating or higher.
 - Increase outside air ventilation to remove the virus via fresh air replacement.
 - Ensure that areas with limited airflow have a mechanism to exhaust air.
 - Maintain humidity levels at 40 to 60 percent relative humidity.

- Move or remove items to reduce frequent handling or contact from multiple people.

- Enforce social distancing and the use of face masks.

- Place disinfectant wipes and hand sanitizer in easily-accessible locations.



Green Orchard Group is a leader in environmental health & safety services in the Tri-State Area. Our licensed professionals provide safe and effective COVID-19 disinfection and decontamination services.

CONTACT US TODAY FOR A FREE QUOTE

STEP 1

STEP 2

STEP 3

STEP 4